

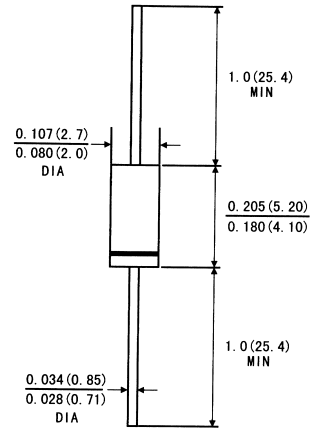
FEATURES

- . Plastic package has Underwrites Laboratory Flammability Classification 94V-0
- . Fast switching speed
- . Diffused junction
- . High current capability
- . High temperature soldering guaranteed: 250°C/10 seconds, 0.375"(9.5mm)lead length,5lbs.(2.3kg)tension

MECHANICAL DATA

- . **Case:** JEDEC DO-41 molded plastic body
- . **Terminals:** Plated axial leads, solderable per MIL-STD-750,method 2026
- . **Polarity:** Color band denotes cathode end
- . **Mounting Position:** Any
- . **Weight:** 0.012 ounce, 0.33 gram

DO-41



Dimensions in inches and (millimeters)

MAXIMUM RATINGS AND ELECTRICAL CHARACTERISTICS

(Ratings at 25°C ambient temperature unless otherwise specified,Single phase,half wave 60Hz,resistive or inductive) load. For capacitive load,derate current by 20%)

	Symbols	BA157	BY158	BA159	Units
Maximum repetitive peak reverse voltage	V_{RRM}	400	600	1000	Volts
Maximum RMS voltage	V_{RMS}	280	420	700	Volts
Maximum DC blocking voltage	V_{DC}	400	600	100	Volts
Macimum average forward rectified current 0.375"(9.5mm)lead length at $T_A=75^\circ C$	$I_{(AV)}$	1.0			Amp
Peak forward surge current 8.3ms sing-wave superimposed on rated load (JEDEC method) $T_A=75^\circ C$	I_{FSM}	35.0			Amps
Maximum instantaneous forward voltage at 1.0 A	V_F	1.3			Volts
Maximum DC Rreverse Current at rated DC blocking voltage $T_A=25^\circ C$	I_R	5.0			μA
Maximum reverse recovery time(Note 1)	T_{rr}	150		250	ns
Maximum thermal resistance	$R\theta_{JA}$	60			$^\circ C/W$
Typical junction Capacitance(Note 2)	C_J	6.0			pF
Operating and storage temperature range	$T_J T_{STG}$	-65 to +125			$^\circ C$

Notes: 1.Test conditions: $I_F=0.5A, I_R=1.0A, I_{rr}=0.25A$.

2.Measured at 1MHz and applied reverse voltage of 4.0V Volts

RATINGS AND CHARACTERISTIC CURVES BA157 THRU BA159

FIG.1 TYPICAL INSTANTANEOUS FORWARD CHARACTERISTICS

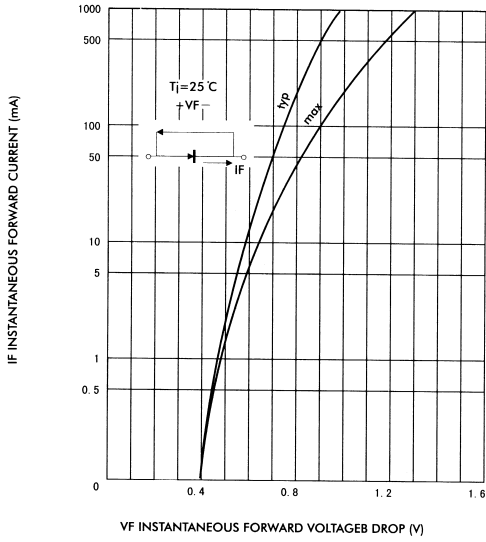


FIG.2-TYPICAL FORWARD CURRENT DERATING CURVE

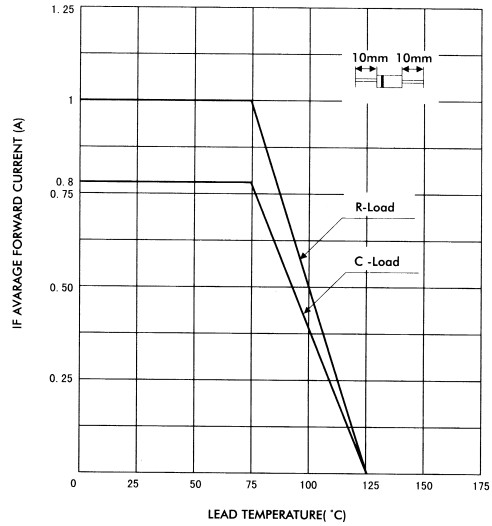


FIG.3-TYPICAL THERMAL IMPEDANCE

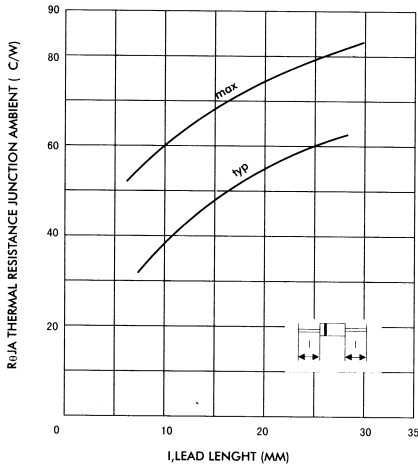


FIG.4-TYPICAL JUNCTION CAPACITANCE

