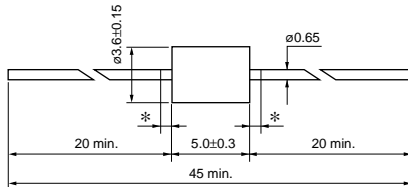


Lead EMIFIL® Inductor Type

BL01/BL02/BL03 Series

Dimension

BL01RN1A1D2B

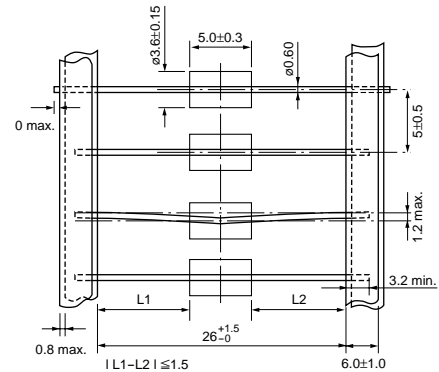


*Coating extending on leads : 1.5 max.

(in mm)

Dimension

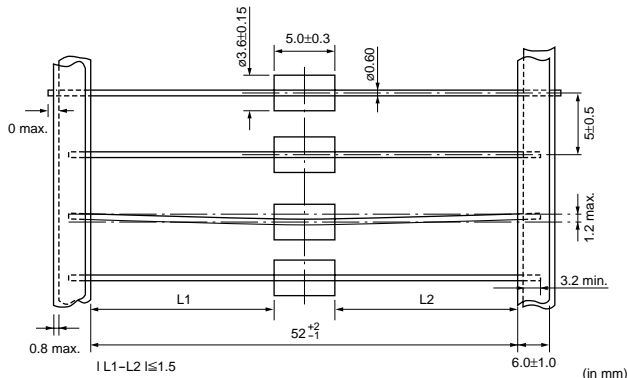
BL01RN1A1E1A



(in mm)

Dimension

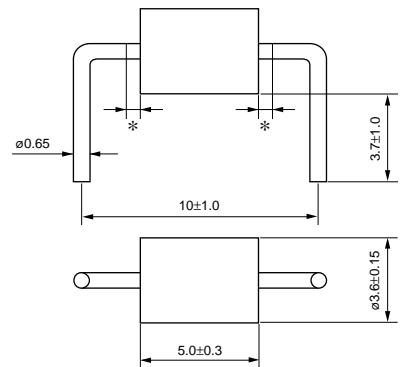
BL01RN1A1F1J



(in mm)

Dimension

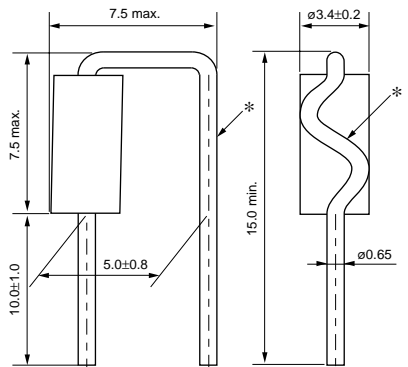
BL01RN1A2A2B



(in mm)

Dimension

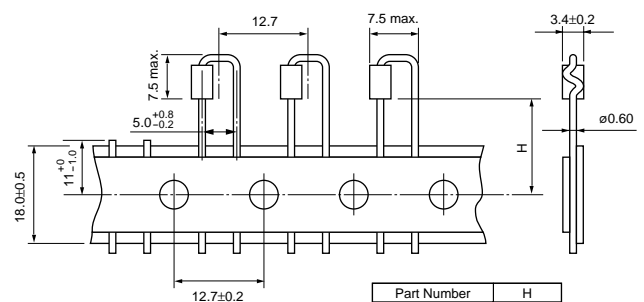
BL02RN1R2M2B



*There is excess bond stick on the wire. (in mm)

Dimension

BL02RN1R2N1A/BL02RN1R2P1A/BL02RN1R2Q1A



(in mm)

Continued on the following page.

● This data sheet is applied for Lead EMIFIL® Inductor Type used for General Electronics equipment for your design.

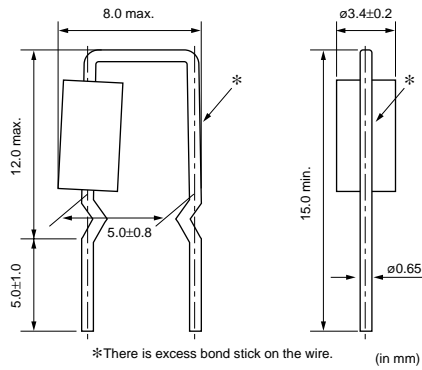
Note:

1. This datasheet is downloaded from the website of Murata Manufacturing co., Ltd. Therefore, it's specifications are subject to change or our products in it may be discontinued without advance notice. Please check with our sales representatives or product engineers before ordering.
2. This datasheet has only typical specifications because there is no space for detailed specifications. Therefore, please approve our product specifications or transact the approval sheet for product specifications before ordering.

Continued from the preceding page.

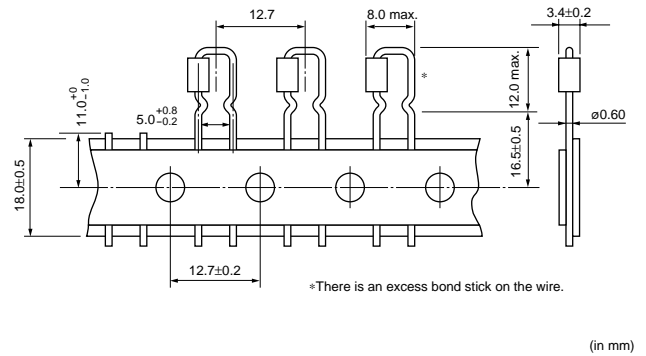
Dimension

BL02RN1R3J2B



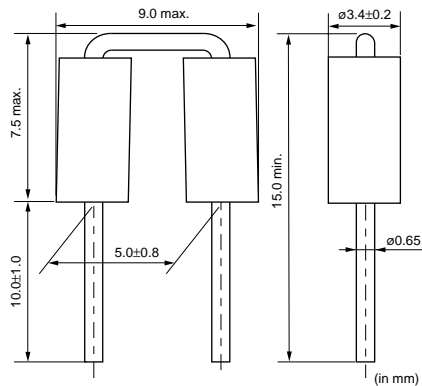
Dimension

BL02RN1R3N1A



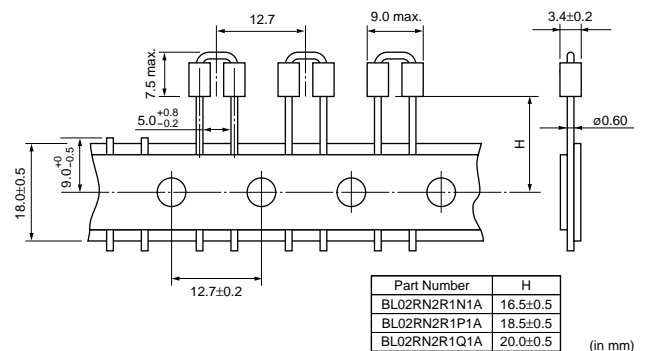
Dimension

BL02RN2R1M2B



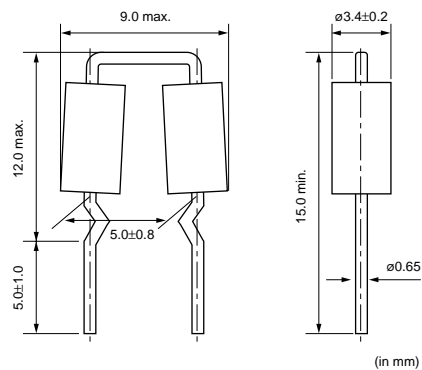
Dimension

BL02RN2R1N1A/BL02RN2R1P1A/BL02RN2R1Q1A



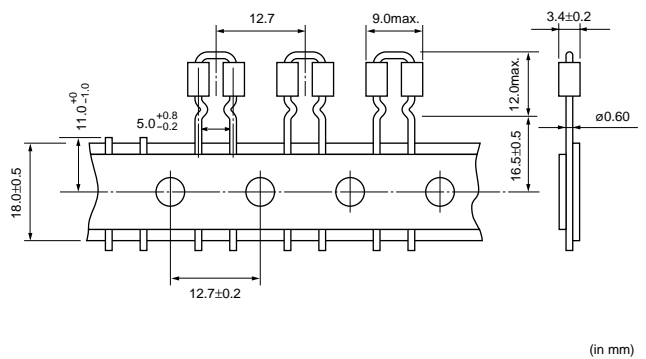
Dimension

BL02RN2R3J2B



Dimension

BL02RN2R3N1A



Continued on the following page.

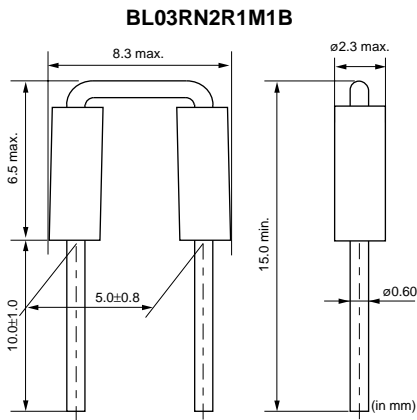
● This data sheet is applied for Lead EMIFIL® Inductor Type used for General Electronics equipment for your design.

Note:

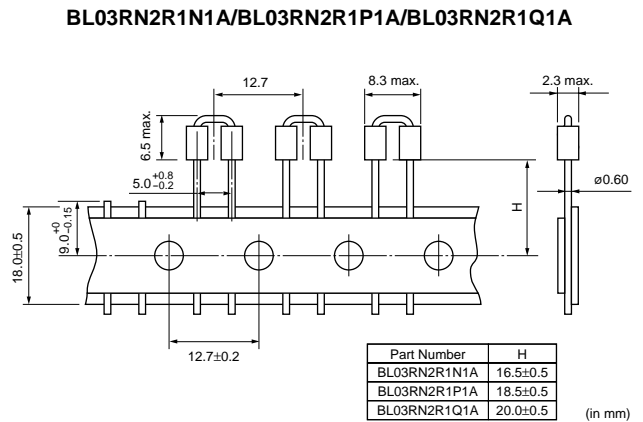
1. This datasheet is downloaded from the website of Murata Manufacturing co., Ltd. Therefore, it's specifications are subject to change or our products in it may be discontinued without advance notice. Please check with our sales representatives or product engineers before ordering.
2. This datasheet has only typical specifications because there is no space for detailed specifications. Therefore, please approve our product specifications or transact the approval sheet for product specifications before ordering.

Continued from the preceding page.

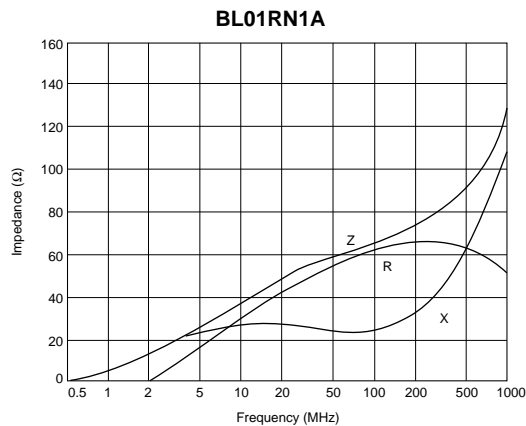
Dimension



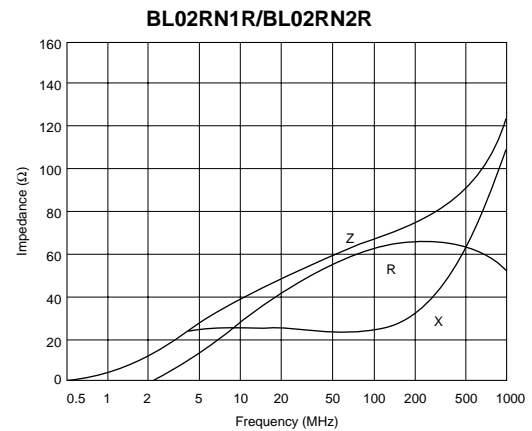
Dimension



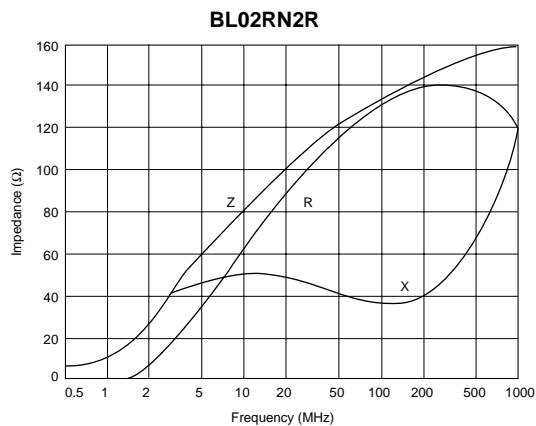
Impedance-Frequency Characteristics



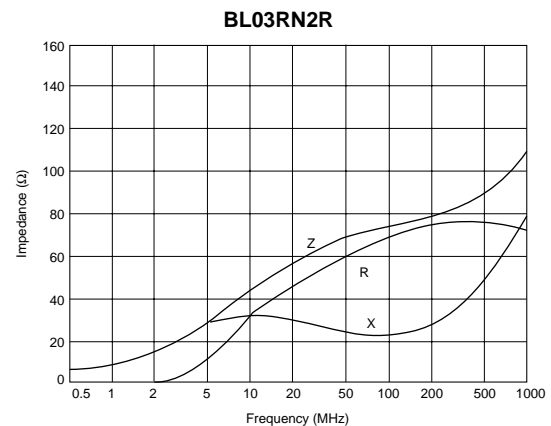
Impedance-Frequency Characteristics



Impedance-Frequency Characteristics



Impedance-Frequency Characteristics




Continued on the following page.

● This data sheet is applied for Lead EMIFIL® Inductor Type used for General Electronics equipment for your design.

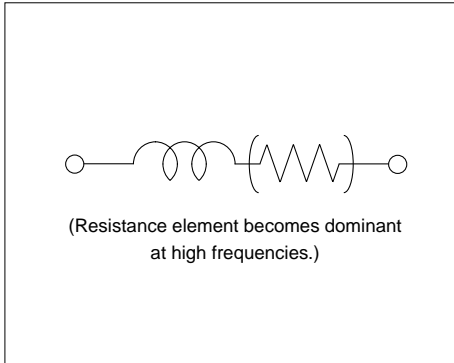
Note:

1. This datasheet is downloaded from the website of Murata Manufacturing co., Ltd. Therefore, it's specifications are subject to change or our products in it may be discontinued without advance notice. Please check with our sales representatives or product engineers before ordering.
2. This datasheet has only typical specifications because there is no space for detailed specifications. Therefore, please approve our product specifications or transact the approval sheet for product specifications before ordering.

 Continued from the preceding page.

■ Equivalent Circuit

BL01RN1A/BL02RN1R/BL02RN2R/BL03RN2R



■ Packaging

| Code | Packaging | Series |
|----------|---------------------|-----------------------|
| A | Ammo Pack | BL01/BL02/BL03 |
| B | Bulk | All Series |
| J | Paper Reel (ø320mm) | BL01 |

■ Rated Value (The 12th digit of the Part Number is Packaging Code.)

| Part Number | Rated Current | Operating Temperature Range |
|--------------|---------------|-----------------------------|
| BL01RN1A1D2B | 7A | -40°C to +85°C |
| BL01RN1A1E1A | 6A | -40°C to +85°C |
| BL01RN1A1F1J | 6A | -40°C to +85°C |
| BL01RN1A2A2B | 7A | -40°C to +85°C |
| BL02RN1R2M2B | 7A | -40°C to +85°C |
| BL02RN1R2N1A | 6A | -40°C to +85°C |
| BL02RN1R2P1A | 6A | -40°C to +85°C |
| BL02RN1R2Q1A | 6A | -40°C to +85°C |
| BL02RN1R3J2B | 7A | -40°C to +85°C |
| BL02RN1R3N1A | 6A | -40°C to +85°C |
| BL02RN2R1M2B | 7A | -40°C to +85°C |
| BL02RN2R1N1A | 6A | -40°C to +85°C |
| BL02RN2R1P1A | 6A | -40°C to +85°C |
| BL02RN2R1Q1A | 6A | -40°C to +85°C |
| BL02RN2R3J2B | 7A | -40°C to +85°C |
| BL02RN2R3N1A | 6A | -40°C to +85°C |
| BL03RN2R1M1B | 6A | -40°C to +85°C |
| BL03RN2R1N1A | 6A | -40°C to +85°C |
| BL03RN2R1P1A | 6A | -40°C to +85°C |
| BL03RN2R1Q1A | 6A | -40°C to +85°C |

■ ⚠ Caution (Rating)

Do not use products beyond the rated current as this may create excessive heat and deteriorate the insulation resistance.

● This data sheet is applied for Lead EMIFIL® Inductor Type used for General Electronics equipment for your design.

⚠ Note:

1. This datasheet is downloaded from the website of Murata Manufacturing co., Ltd. Therefore, it's specifications are subject to change or our products in it may be discontinued without advance notice. Please check with our sales representatives or product engineers before ordering.
2. This datasheet has only typical specifications because there is no space for detailed specifications. Therefore, please approve our product specifications or transact the approval sheet for product specifications before ordering.