

## Features:

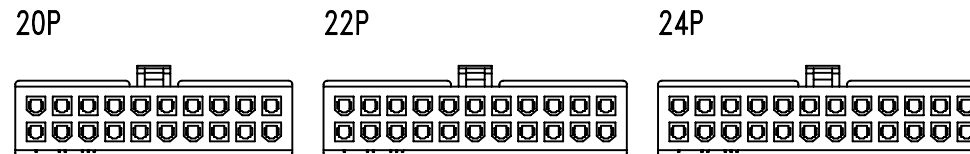
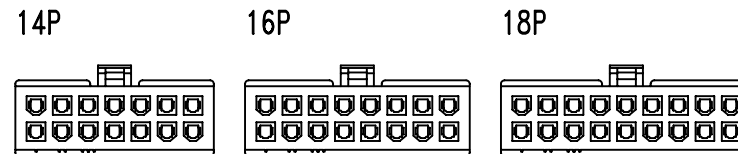
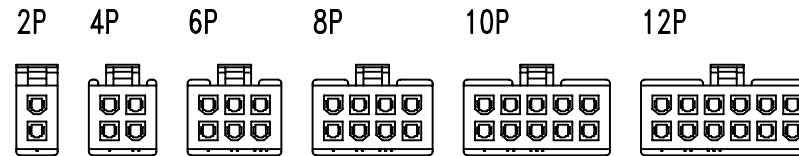
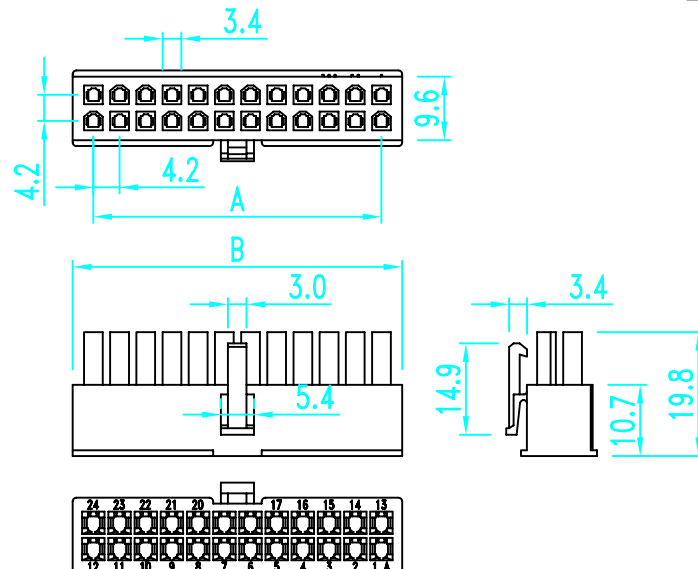
- 2 ~ 24 circuits available
- 600V volts rating
- Current rating up to 9 amperes per circuits
- Positive housing locks & Fully isolated terminals
- Low engagement force terminals

## Specification:

- Current rating and wire size:

Wire Size AWG	Circuits			
	2	4, 6	8, 10	12~24
# 18	9 A	8 A	7 A	6 A
# 20	7 A	6 A	5 A	5 A
# 22	5 A	4 A	4 A	4 A
# 24	4 A	3 A	3 A	3 A

- Voltage rating: 600V (R.M.S.)
- Insulation resistance: DC 500V 1000M $\Omega$  min.
- Dielectric withstanding voltage: 1500V AC/minute
- Ambient temperature range: -40°C ~ 105°C



## Ordering Information

Part No.	Material
H5150-XXPDW000R	UL94V-2
H5150-XXPDW001R	UL94V-0

& XX = 02 ~ 24

Kcr PXH5150-XXx2 &HS

## Dimensional Information ( mm )

Circuits	Dim. A	Dim. B	Circuits	Dim. A	Dim. B	Circuits	Dim. A	Dim. B
2		5.7	10	16.8	22.5	18	33.6	39.3
4	4.2	9.9	12	21.0	26.7	20	37.8	43.6
6	8.4	14.1	14	25.2	30.9	22	42.0	47.8
8	12.6	18.3	16	29.4	35.1	24	46.2	52.0

**RoHS  
Compliant**

**SEMIC**  
TRADE

Semic Trade, s.r.o.  
Volutová 2521/18  
158 00 Praha 5  
Czech Republic

www.semic.cz  
semic@semic.cz  
tel.: +420 251 625 331, 332, 377

APPD. Helen	SCALE 参考	TOLERANCE .0 ±0.4 .00 ±0.25 ANG. ±	PART NAME 品名 MINI FIT 4.2MM MALE HOUSING 2*XXP WHITE COLOR LOW-LEAD
DWG. Abby	UNIT M M	SIZE. A 4	
DATE 2011/12/07	PAGE 1 OF 1	REV. B	PART NO. 料 號 H5150-XXPDW00XR