

# Series 1060/G

- Test probe for cable harness testing
- Screwable - threaded design
- Screwing tools available

Mechanical Data	
Center	4.00 mm/160 mil
Full Travel	5.50 mm
Working Travel	4.40 mm
Pre-loaded Spring Force	0.20/ 0.20/ 0.40/ 0.50/ 0.80/ 0.70 N
Spring Force at Working Travel	0.40/ 0.60/ 1.50/ 2.25/ 3.00/ 5.00 N

Electrical Data	
Max. Current Rating	5.0...8.0 A
Typical Continuity Resistance	<= 30 mOhm

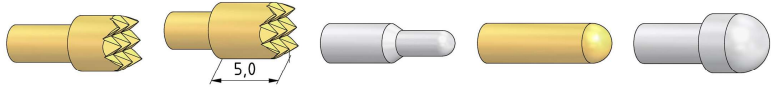
Materials	
Barrel	Brass, gold plated
Spring	Spring Steel, gold plated
Plunger	Steel
Receptacle	Brass, gold plated

Recommended Diameter of Drill	
HP 2361.1 (Trolitax)	3.00 mm
HGW 2372	3.01 mm

## Tip style - Diameter - Plating



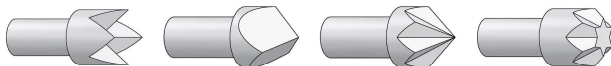
A	A6	B	BA	BA1
2.50 Ni 3.00 Au 4.00 Au	2.50C Au 4.00C Au	1.80 Rh/Ni	1.80 Au/Ni	1.50 Ni



C	C6	D	D	D
2.30 Au/Ni/Rh 2.50 Au/Ni/Rh 3.00 Au/Ni/Rh 4.00 Au/Ni/Rh	3.50 Au/Ni	1.00 Rh	1.80 Au	2.30 Au/Ni 2.50 Au/Ni



D2	D3	F	F	F3
3.00 Au/Ni	0.80 Rh 1.40 Au	1.80 Au/Ni	2.30 Au/Rh 2.50 Rh 3.00 Au 4.00 Rh	1.00 Rh 1.40 Au



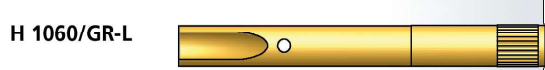
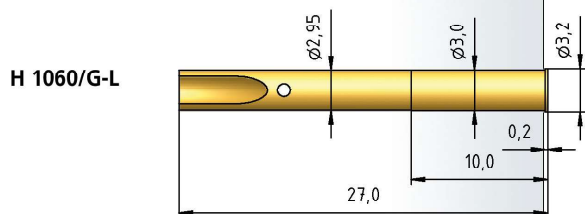


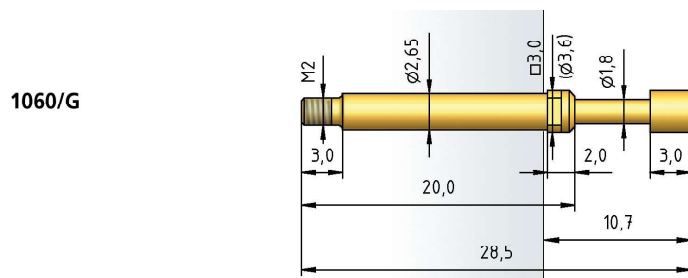
G	H	K	KF
2.30 Rh 2.50 Rh/Ni 4.00 Au/Rh/Ni	2.50 Ni 2.60 Ni 3.00 Ni/Rh 4.20 Rh	1.80 Rh 3.00 Ni	2.60 Ni 4.00 Ni

## How to Order

1060/ G A 1.5 N Au 4.0

1. Series 2. Threaded Design 3. Tip Style  
4. Spring Force 5. Tip Plating 6. Tip Diameter

## Series 1060/G



This receptacle is sealed vacuum-tight when a wire is soldered on.  
**Important:**  
 If too much solder is used there is a risk that it will get into the thread.