

⊕ Feature

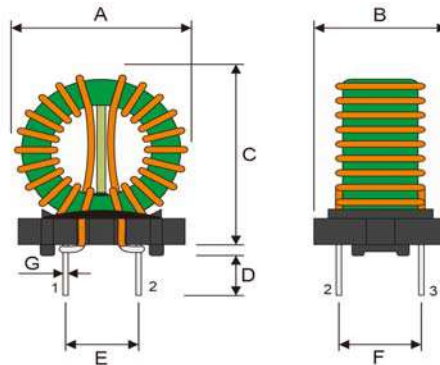
- Low DC resistance, the distribution of capacitance is minimum.
- Closed magnetic circuit, small magnetic leakage, the effect of EMI achieved the expectation.

⊕ Applications

- AC/DC adaptors.
- Switching Power Supplies.
- LED lights.
- Monitor and Display Units.

⊕ Product Identification :


Series name	Dimensions(ODxHxID)		Internal code	Inductance		Tolerance		Core Material
DMC	221408C	22X14X8	P2= 2 set of wires	102	1 mH	N	30%	K70=7000ui
		C=Coating	SBA = Vertical	153	15 mH			T10=10000ui
			LBA = Horizontal	103	10 mH			T12=12000ui

⊕ Shapes And Dimensions


Part No.	Dimensions(mm)							
	A	B	C	D	E	F	G	
DMC221408CP2SBA332NT12	27.50 Max	18.50 Max	33.00 Max	5.00 ±0.5	10.00 ±0.5	12.00 ±0.5	1.00 ±0.1	

⊕ Electrical Characteristics :


Part No.	Pin No	Turns (Ts)	Wire	L (mH) 10KHz/0.25V	DCR (mΩ)	Rated Current (A)
DMC221408CP2SBA332NT12	1-4(N1)	14	1.0mm-2UEW	3.3	35	4
	2-3(N2)	14	1.0mm-2UEW	3.3	35	
			Ref		± 30%	Max

※Test environment conditions : 25°C R.H 60%.

※Insulation resistance : 100(MΩ)Min, @500VDC.

※Hi-Pot (Coil - Coil) : AC600V, 2Sec, 3mA, @AC 50Hz.

※Hi-Pot (Coil - Core) : AC600V, 2Sec, 3mA, @AC 50Hz.

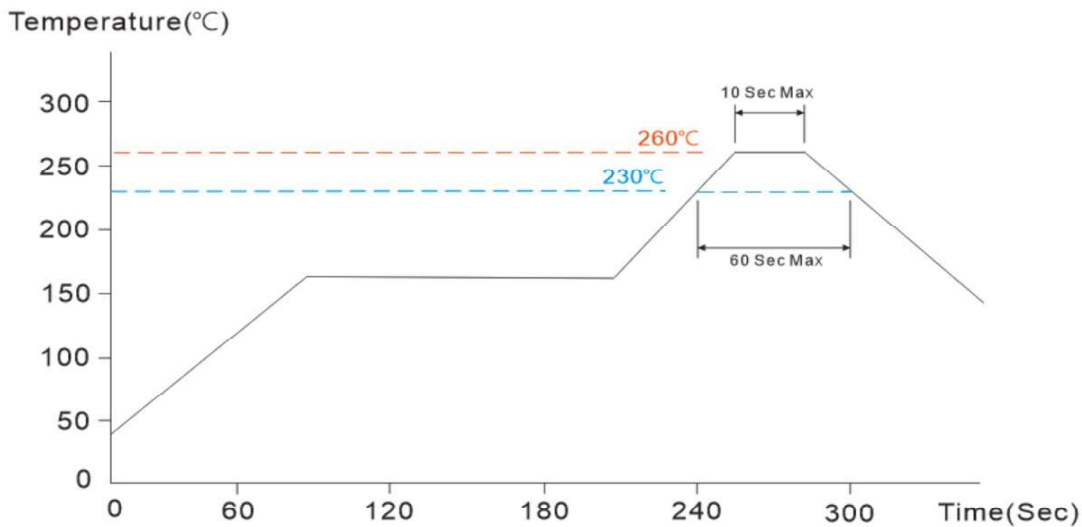
⊕ Equivalent Circuit Schematic :

⊕ Material List :

No.	Location	Material
1	Core(TopCore)	MT12 RT22-14-8C(G)
2	Wire	2UEW-F E194410
3	Epoxy	HC7960
4	Adhesive(RONGTAL)	306
5	Solder(Brazing)	Sn99.3 Cu0.7

1. Operating temperature -40°C ~ +105°C

2. Keep Temperature Range -30°C ~ +60°C

⊕ Reflow Soldering Heat Endurance

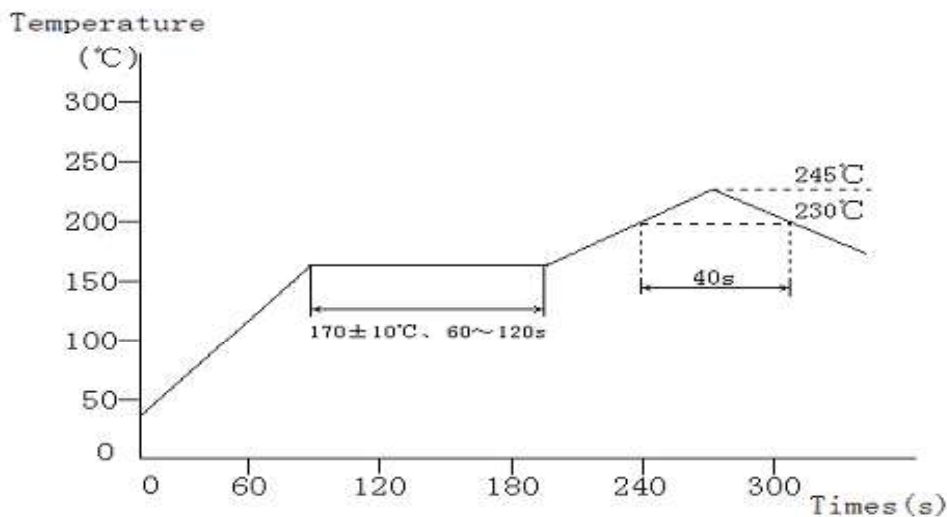


No mechanical and electrical defects are found after testing based on the above profile and keeping under the conditions of room temperature and humidity for 2 hours.

Twice reflow test is acceptable with the test interval remaining 1 hour under the normal conditions.

The reflow test profile may vary with the testing instruments.

⊕ Recommended Reflow Conditions



The recommended reflow profile is based on the testing instruments used. Solder ability will depend on the testing equipments, reflow conditions, testing method, etc. So it is necessary to make a confirmation of them when the reflow conditions are set up.

However halogen lamp shall be used, side heat will be beyond range of resistance heat, so we can't recommend it.