


Resistor Network-SIP Series:

Feature

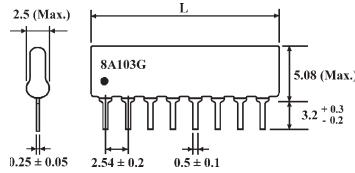
- Miniature, high density packaging
- High reliability with R_{UO_2} paste

Application:

- Control circuit of V.T.R.
- Air-conditioner
- Computer, color TV.
- Facsimile



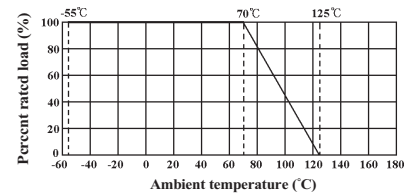
Dimension



Dimension of L (max.)

4 PIN : 10.2mm	9 PIN : 22.9mm
5 PIN : 12.7mm	10 PIN : 25.4mm
6 PIN : 15.3mm	11 PIN : 28.0mm
7 PIN : 17.8mm	12 PIN : 30.5mm
8 PIN : 20.4mm	13 PIN : 33.1mm
	14 PIN : 35.6mm

Derating Curve:



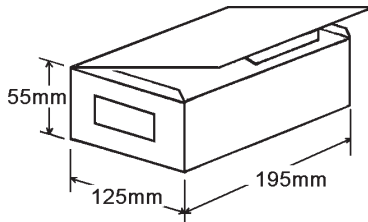
Performance Specifications

Circuit	A (Single common type)	B (Isolated type)
Circuit Structure	<p>$R1=R2=.....=Rn$</p>	<p>$R1=R2=.....=Rn$</p>
Power Rating at 70°C	1/8W (0.125W)	1/5W (0.2W)
Max. Working Voltage	100V	100V
Max. Overload Voltage	150V	150V
Dielectric Withstanding Voltage	200V	200V
Resistance (E-24 Series)	10Ω ~ 1MΩ	10Ω ~ 1MΩ
Resistance Tolerance	±2%, ±5%	±2%, ±5%
Operating Temperature Range	-55°C ~ +125 °C	-55°C ~ +125 °C

Temperature coefficient	50Ω ~ 1MΩ: ±200PPM/°C <50Ω & >1MΩ: ±250PPM/°C
Short time overload	$\Delta R/R \leq \pm(0.5\% + 0.1\Omega)$
Insulation Resistance	Min. 10,000 Mega ohm.
Dielectric withstanding voltage	No Evidence of flashover, mechanical damage, arcing or insulation breakdown.
Terminal strength	$\Delta R/R \leq \pm(0.5\% + 0.1\Omega)$
Resistance to soldering heat	$\Delta R/R \leq \pm(0.5\% + 0.1\Omega)$
Solderability	Covering 95%.
Thermal shock	$\Delta R/R \leq \pm(0.5\% + 0.1\Omega)$
Temperature cycling	$\Delta R/R \leq \pm(0.5\% + 0.1\Omega)$
Load life in humidity	$\Delta R/R \leq \pm(3\% + 0.1\Omega)$
Load life	$\Delta R/R \leq \pm(3\% + 0.1\Omega)$

Resistor Network-SIP Series:

Standard Packing of Resistor Network



No. of Pins	Weight Of 1,000pcs	Qty. Per Bag	Qty. Per Box	Qty. Per Carton
4	210g	500	5,000	75,000
5	250g	400	4,000	60,000
6	320g	300	3,000	45,000
7	360g	200	2,000	30,000
8	430g	200	2,000	30,000
9	450g	200	2,000	30,000
10	530g	150	1,500	22,500
11	600g	100	1,000	15,000
12	650g	100	1,000	15,000
13	710g	100	1,000	15,000
14	770g	100	1,000	15,000

• Standard Carton dimension (mm) : 395×367×195

Ordering Procedure (Example: RNL A type 10 PIN 2% 10KΩ B/B)

R N L A 1 0 G 0 1 0 3 B 0 0

Product Type:

Fill-in "RNL" to indicate "Resistor Network Low Profile"

Resistance Value:

E-24 series:
The 1st digit will be "0"; the 2nd & 3rd digits are for the significant figures of the resistance and the 4th digit denotes number of zeros following

Special Feature: 0 = NIL

Packing Quantity: Indicate "0" for Bulk/Box packing

Packing Type: B = Bulk / Box

Tolerance: G = ± 2% , J = ± 5%

Number of Pins:

04 = 4 pins, 05 = 5 pins, 06 = 6 pins, 07 = 7pins, 08 = 8 pins, 09 = 9 pins, 10 = 10 pins
11 = 11 pins, 12 = 12 pins, 13 = 13 pins, 14 = 14 pins

Circuit Type: A = Single common, B = Isolated