

Automotive Thick Film Chip Resistors (CQ Series)





厚聲集團

Features:

- AEC-Q200 Compliant
- Suitable for reflow and wave soldering
- Stable electrical capability, High reliability
- Anti Sulfuration
- Available in KIT packaging 1% E24

Application:

- Entertainment System
- Outdoor Electronic app
- Comfort & Safety Controls
- Lighting
- Batteries & Chargers
- Telecom
- Consumer Electronics
- General purpose



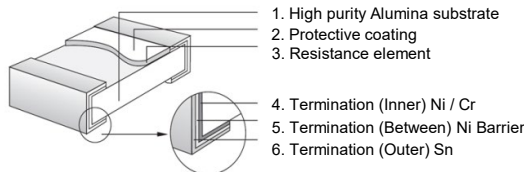
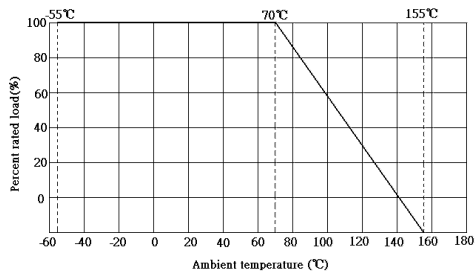
IATF 16949
ISO 14001



Automotive Thick Film Chip Resistors (CQ Series)



Derating Curve



Operating Temperature Range -55~+155°C

Type	Power (70°C)	Max Working Voltage	Max Overload Voltage	Dielectric With standing Voltage	Resistance Value of Jumper	Rated Current of Jumper	Max. Current of Jumper
CQ01	1/20W	25V	50V	/	<50mΩ	0.5A	1A
CQ02	1/16W	50V	100V	100V	<50mΩ	1A	2A
CQ03	1/10W	75V	150V	300V	<50mΩ	1A	2A
CQ05	1/8W	150V	300V	500V	<50mΩ	2A	5A
CQ06	1/4W	200V	400V	500V	<50mΩ	2A	10A
CQ07	1/2W	200V	500V	500V	<50mΩ	2A	10A
CQ10	3/4W	200V	500V	500V	<50mΩ	2A	10A
CQ12	1W	200V	500V	500V	<50mΩ	2A	10A

Characteristic

Test Item	Standard	Test Item	Standard
Temperature Coefficient	CQ01: $1\Omega \leq R \leq 10\Omega$ $\pm 400\text{ppm}/^\circ\text{C}$ $>10\Omega$: $\pm 200\text{ppm}/^\circ\text{C}$ CQ02-CQ12: $1\Omega \leq R \leq 10\Omega$: $\pm 200\text{ppm}/^\circ\text{C}$ $>10\Omega$: $\pm 100\text{ppm}/^\circ\text{C}$	Resistance to Soldering Heat	$\pm(1.0\%+0.05\Omega)$ Max
Short Time Overload	$\pm 1\%: \pm(1.0\%+0.1\Omega)\text{Max}$ $\pm 5\%: \pm(2.0\%+0.1\Omega)\text{Max}$	Temperature Cycling	$\pm 1\%: \pm(0.5\%+0.1\Omega)$ Max $\pm 5\%: \pm(1.0\%+0.1\Omega)$ Max
Terminal Bending	$\pm(1.0\%+0.05\Omega)\text{Max}$	Biased Humidity	$\pm 1\%: \pm(1.0\%+0.1\Omega)$ Max $\pm 5\%: \pm(3.0\%+0.1\Omega)$ Max
Solderability	Min. 95%coverage	Load Life	$\pm 1\%: \pm(1.0\%+0.1\Omega)$ Max $\pm 5\%: \pm(3.0\%+0.1\Omega)$ Max
Dielectric Withstanding Voltage	No evidence of flashover, mechanical damage, arcing or insulation breakdown	Moisture Resistance	$\pm 1\%: \pm(0.5\%+0.1\Omega)$ Max $\pm 5\%: \pm(3.0\%+0.1\Omega)$ Max

Note: $0.1\Omega \sim 0.97\Omega$: $\pm 800\text{PPM}/^\circ\text{C}$ can be supply on a case to case basis.

Load Life test condition: 35% rated power at 125°C , 1000H.

Anti-sulfurized performance: H_2S 3~5ppm, 50°C $\pm 2^\circ\text{C}$, 91%~93%RH, 1000H; Excellent stability



IATF 16949
ISO 14001

The information provided in the catalog/data sheet /single pages/short form is for the purpose of describing product specifications only, and UNIOHM and its affiliates (hereinafter collectively referred to as " UNIOHM ") hereby disclaim any liability for any errors, inaccuracies or incompleteness contained in any product-related information (including but not limited to product specifications, datasheets, pictures, graphics). UNIOHM reserves the right to modify this content without prior notice. Thank you for your understanding.

UNIOHM makes no representation, warranty, and guarantee as to the fitness of its products for any particular purpose or the continuing production of any UNIOHM products.

To the maximum extent permitted by law, UNIOHM disclaims

- I. any and all liability arising out of the application or use of any UNIOHM product,
- II. any and all liability, including without limitation special, consequential or incidental damages, and
- III. any and all implied warranties, including warranties of fitness for a particular purpose, non-infringement and merchantability.

UNIOHM products are not intended for use in medical, life-saving, or life-sustaining equipment, nor are they intended for any other purpose where product failure or mismanagement could endanger life or cause harm to or death to the human body. Customers use or sell UNIOHM products for the above purposes at their own risk. If need products for such purposes, please be sure to consult with our company to obtain relevant information about the applicable products.

Regardless of the application of UNIOHM products, it is recommended to carry out safety tests while using measures such as protective circuits and redundant circuits to protect the safety of equipment.



Semic Trade, s.r.o., Volutová 2521/18, 158 00 Praha 5
Telephone: +420 251 625 331, 251 625 332, 251 625 377
GSM: +420 605 999 994 Fax: +420 251 626 252, 251 626 393



www.semic.cz
semic@semic.cz



IATF 16949
ISO 14001