

# FRA2 RELAY



## FEATURES

- Miniature high power designed for P.C. Board
- Automobile relay with high switching power
- Capable of switching lamp 150W or 14VDC 40A (resistive load)
- Low cost and high performance
- European(11mm) or USA(8mm) footprints
- Open type, dust cover or sealed type



Fully sealed



Open

## SPECIFICATIONS

### COIL RATING

RATED VOLTAGE (V DC)	COIL RESISTANCE $\Omega$ +/- 10 %	RATED CURRENT (mA)	MUST OPERATE VOLTAGE	MUST DROPOUT VOLTAGE	MAXIMUM VOLTAGE	POWER CONSUMPTION (W)
			% OF RATED VOLTAGE (At +20 °C)			
6	19	315	57.5 Max.	10 Min.	150 Max.	1.6 Approx.
12	90	133				
24	362	66				

### CHARACTERISTICS

Contact Arrangement	SPST ( 1 Form A or 1 Form B); SPDT (1 Form C)
Contact Material	Silver Alloy
Contact Resistance	30m $\Omega$ Max.
Contact Rating (Resistive Load)	NO : 40A/14VDC NC : 30A/14VDC <Special Request NO : 45A 14VDC>
Switching Voltage	DC 75V Max.
Operate Time (Initial)	5ms Max.
Release Time (Initial)	3ms Max.
Insulation Resistance	100M $\Omega$ Min.( 500V DC)
Dielectric Strength	500V AC(50Hz/min.) Between open contacts 750V AC(50Hz/min.) Between coil and contact
Shock Resistance	20g Approx.
Vibration Resistance	1.27mm Double amplitude, 10-40Hz
Ambient Temperature	Storage : -40°C to +130°C Operation : -40°C to +85°C
Humidity	20 - 85% RH
Operation Life	Mechanical : 10 <sup>7</sup> Electrical : 10 <sup>5</sup> (At rated load)
Weight	(Open type) 18g Approx., (Sealed type) 23g Approx.

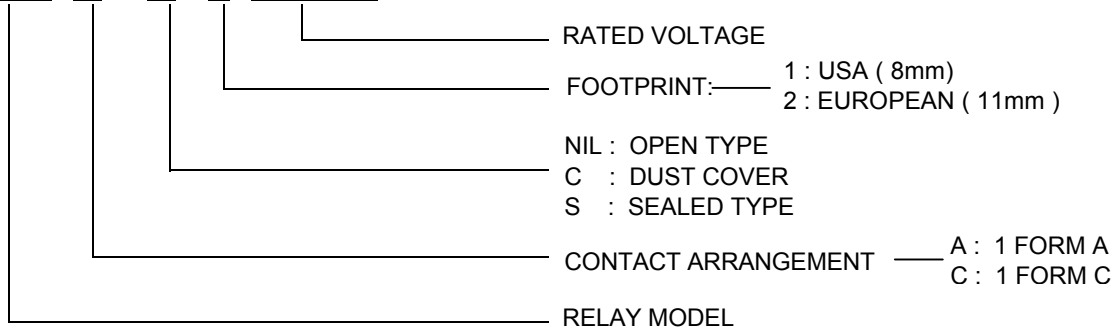
[Specifications are subject to change without notices.]

# FRA2 RELAY



## ORDERING INFORMATION

**FRA2 C - C 1 DC12V**



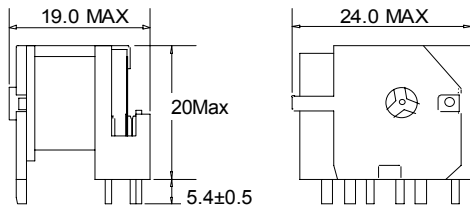
Note : Pb-Free and RoHS compliant relays are available.

For ordering, please add suffix "Pb-Free" or "RoHS" to standard relay part numbers.

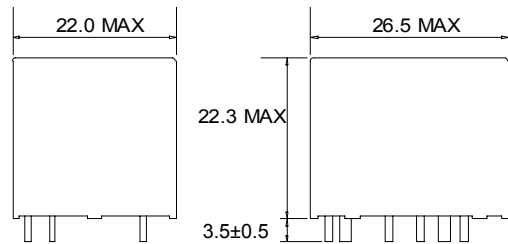
**For example : FRA2C-C1 DC 12V "Pb-Free" For Pb-Free Relay**  
**For example : FRA2C-C1 DC 12V "RoHS" For RoHS Compliant Relay**

## DIMENSIONS(Unit:mm)

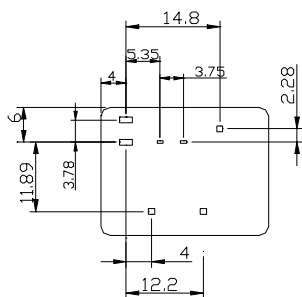
OPEN TYPE



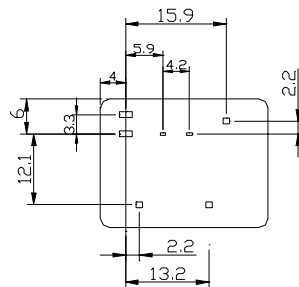
SEALED TYPE



USA FOOTPRINT (8MM)  
(BOTTOM VIEW)  
FRA2X-X1

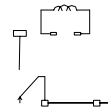


EUROPEAN  
FOOTPRINT (11MM)  
(BOTTOM VIEW)  
FRA2X-X2



WIRING DIAGRAMS

1 FORM A (SPST)



1 FORM C (SPDT)

